

Campbell Brothers Limited

Investors Overview

Full Year – 2006-07

- Greg Kilmister (Managing Director)



Full Year Results (Excluding Abnormals) - Overview

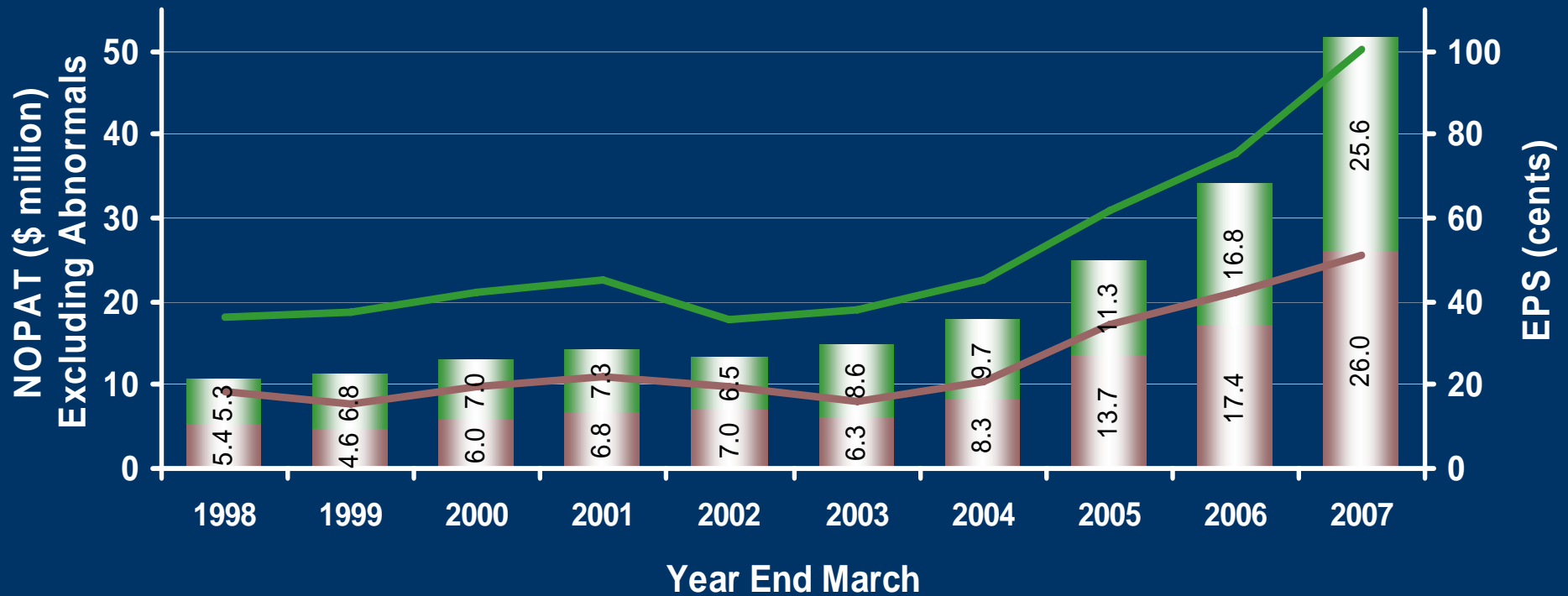
	<u>Mar 06</u>	<u>Mar 07</u>	<u>Change</u>
Revenue (\$m)	523	663	26.8%
EBITDA (\$m)	73.2	108.3	48.0%
Profit before tax (\$m)	51.1	77.1	50.9%
Net profit after tax (\$m)	34.2	51.6	51.1%
Wtd. ave. number of shares	45,343,000	51,560,000	13.7%
Earnings per share (c)	75.4	100.2	32.9%
Full Year Dividend (c)	50	70	40.0%
Number of employees	4,268	4,862	13.9%
Safety Statistic - LTIFR	12	7	

All results reported in compliance with AIFRS and excluding unusual items

CBL Full Year Performance

March 2007 Full Year Result

Growth 11% 20% 40% 37% 51%

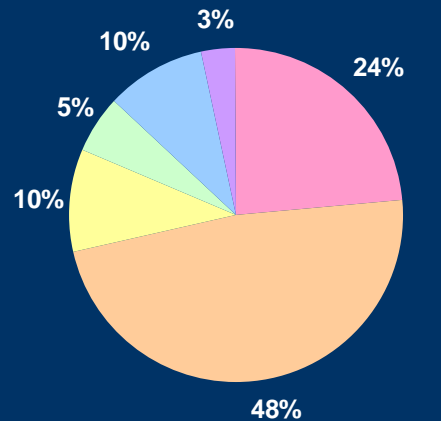


First Half
 Second Half
 EPS H1
 EPS H2

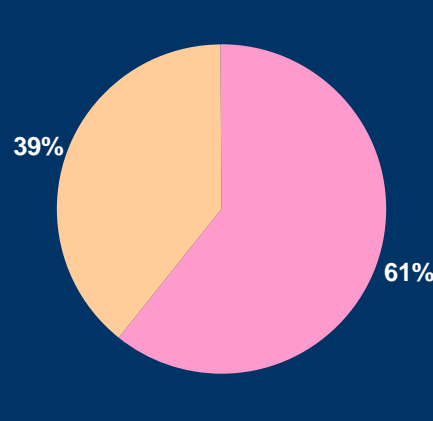
Revenue - Growth

	<u>ALS Group</u>	<u>Campbell Chemicals</u>	<u>Reward Distribution</u>
Revenue	\$342 million	\$164 million	\$135 million
Growth by Acquisition	38%	-	15.2%
Organic Growth	26%	(1.9%)	5.3%
Total Growth	64%	(1.9%)	20.5%

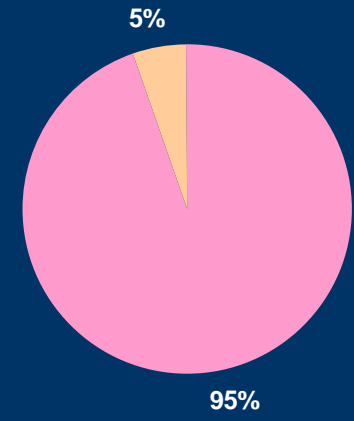
Revenue - Geographic Spread



■ Australia ■ North America
■ South America ■ Asia
■ Europe ■ Africa



■ Australia ■ Pacific Islands



■ Australia ■ New Zealand

Segment Results

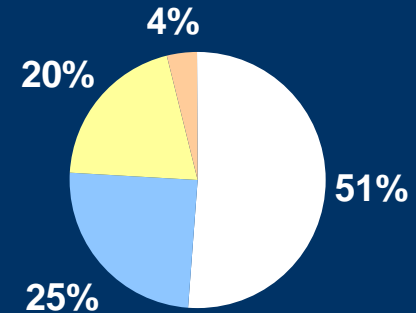


Full Year Results

Revenue up 21% to \$135 million

EBIT down 7% to \$5.5 million

Revenues



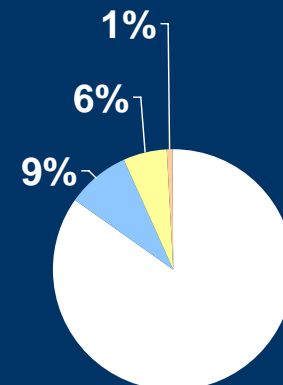
ALS Laboratory Group

Campbell Chemical

Reward Distribution Group

Other

EBIT



84%



CAMPBELL BROTHERS
LIMITED

Segment Results

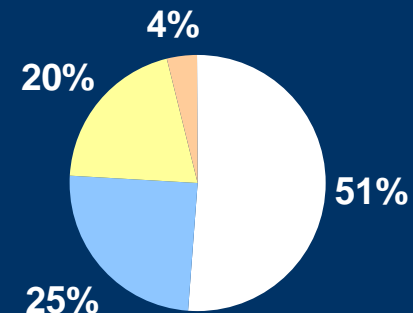


Full Year Results

Revenue down 2% to \$164 million

EBIT down 14% to \$8.2 million

Revenues



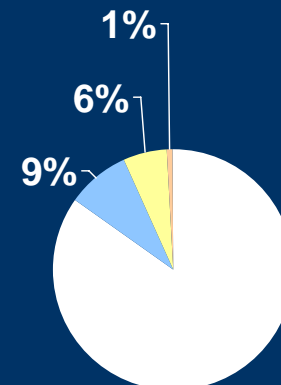
ALS Laboratory Group

Campbell Chemical

Reward Distribution Group

Other

EBIT



84%



CAMPBELL BROTHERS
LIMITED

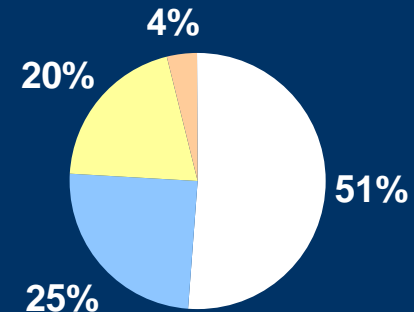
Segment Results



Full Year Results

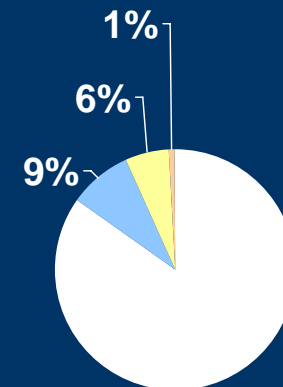
Revenue up 64% to \$342 million
EBIT up 68% to \$80.6 million (inc. minority share in Malaysia)

Revenues



ALS Laboratory Group
Campbell Chemical
Reward Distribution Group
Other

EBIT

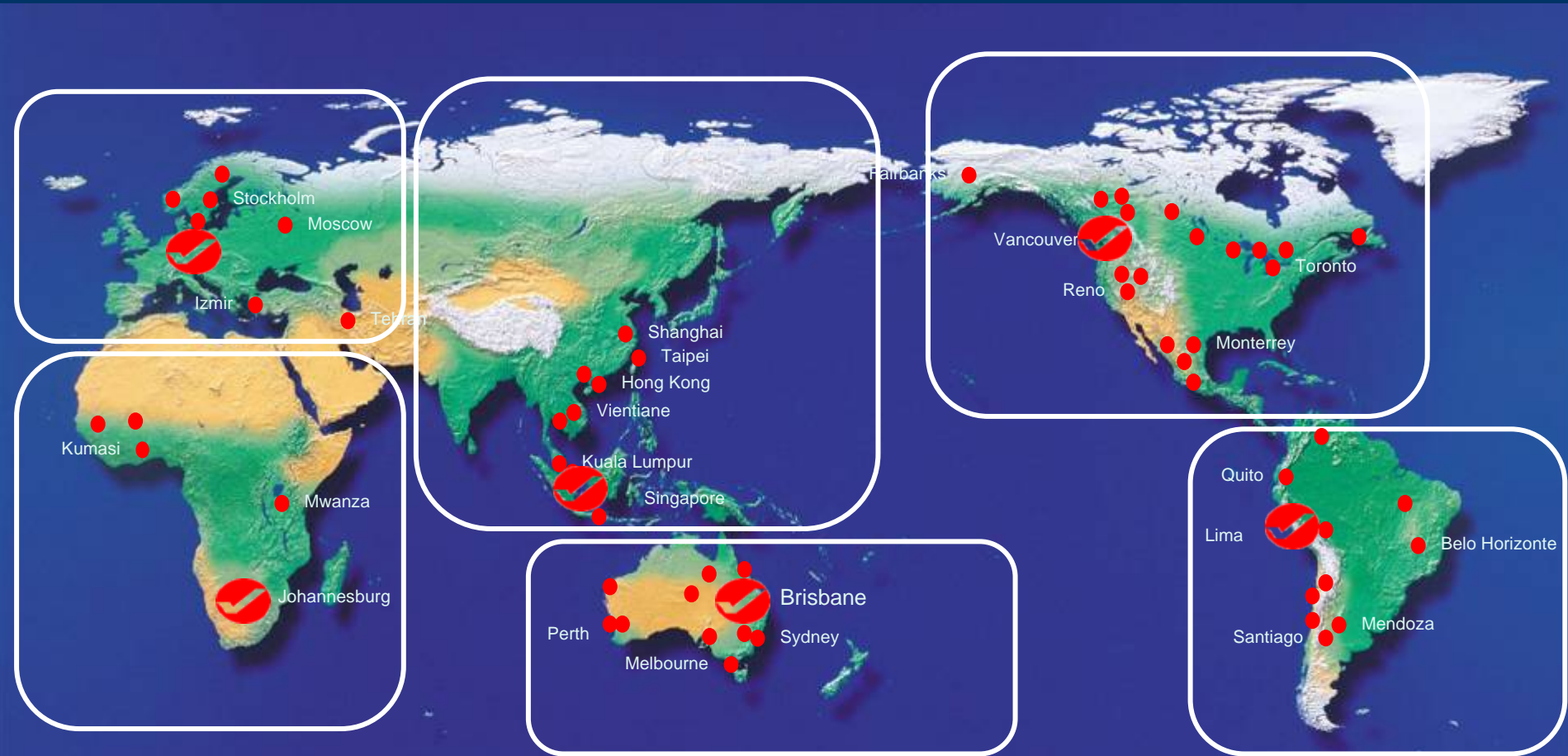


84%



CAMPBELL BROTHERS
LIMITED

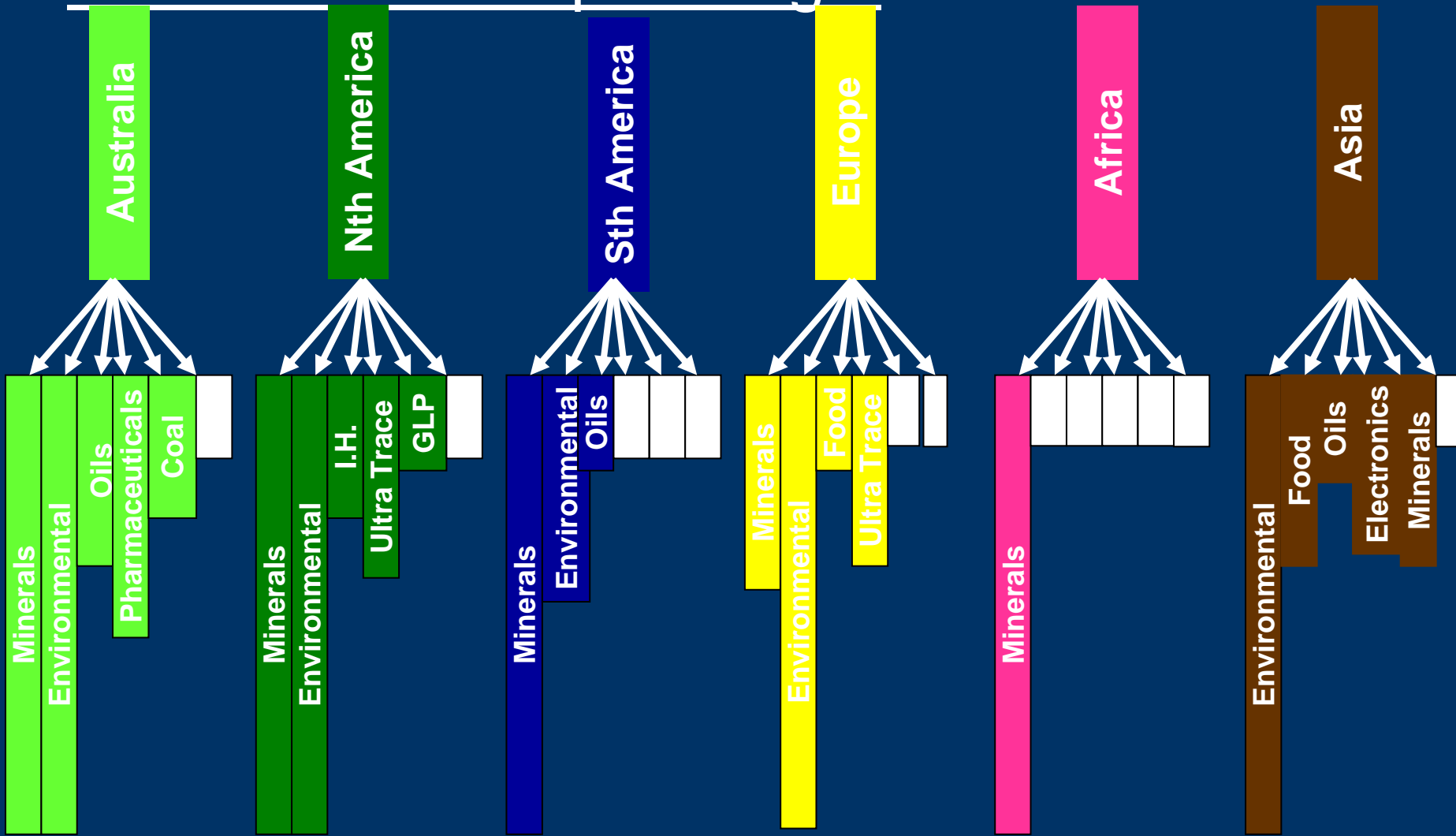
ALS – Regional Management Focus



Strong management teams in each region - focused on customer service and growth opportunities
“Hub and Spoke” Model

ALS Strategy Update

- Six Pillars Group Strength



Highlights 2006-07

- Acquisitions
 - Consulchem in Australia
 - Abilab Group in West Africa
 - Analytica in Scandinavia
 - McCarthys in Sydney
 - Pandee in Adelaide
- Divestments
 - Campbell Brothers Services
 - Pest Control
 - Carpet Cleaning
- ALS Start-up Operations
 - Mineral Lab in Adelaide (Australia) – operational
 - Mineral Lab in Romania (East Europe) – operational
 - Mineral Lab in Belo Horizonte (Brazil) – operational
 - Mineral Lab in Timmins (Canada) – operational
 - Mineral Lab in Guangzhou (China) – operational
 - Environmental Lab in Halifax (Canada) – operational
 - Environmental Lab in Yellowknife (Canada) – operational
 - Mineral Lab in Mt Isa (Australia) – under construction
 - Mineral Lab in Chita (Russia) – under construction
 - Mineral Lab in Terrace (Canada) – under construction
 - Mine Lab (West Africa) – 3 under development
 - Coal Lab in Gladstone (Australia) – under construction
 - Coal Lab in Newcastle (Australia) – under construction

Highlights 2006-07 (continued)

- Reward Distribution
 - New central warehouse – Sydney
 - New central warehouse – Melbourne
 - New central warehouse - Perth
- Reward back of office functions
 - Central database – operational
 - National catalogue – in print
 - National stock code – operational
- Further development of Management Information Systems
- Group Organisation Development Manager
- Strengthened compliance team
- New funding arrangements in place

THANK YOU